



Excess 14

TECHNICAL SPECIFICATIONS



Max. length [incl. options]	15.99 m 52'5"
Overall length [std.]	13.97 m 45'9"
Hull length	13.34 m 43'9"
Beam	7.87 m 25'9"
Mast clearance [std./Pulse Line]	19.78 m 64'11" / 21.54 m 70'8"
Draft	1.48m 4'10"
Light displacement [Mlc]	12,800 kg 28,219 lbs



Square top mainsail	83 m² 893 sq ft
Overlapping genoa	40 m² 430 sq ft
Code 0 [option]	72 m² 775 sq ft
Upwind sail area	123 m² 1,323 sq ft

PULSE LINE
Upwind sail area **135 m²** | 1,453 sq ft



Fuel capacity	2 x 200 L 2 x 53 US gal
Fresh water capacity [std.]	300 L 79 US gal
Black water capacity	2 x 80 L 2 x 21 US gal
Engines [std.]	2 x 45 HP
Berths	6 to 12
EC Certification	A: 10 - B: 12 - C: 16 - D: 20



EXTERIOR

- Vacuum infused hull and deck
- Polyester and high quality anti-osmotic resin
- Low density Balsa cored sandwich hull
- Grey gelcoat hull [Ral 7004]
- PET foam cored sandwich deck
- Roof : infujection & infusion with carbon reinforcements
- PET foam cored infused / Laminated plywood bulkheads, with carbon reinforcements

SAILS

- 1 square-top full-batten mainsail in Dacron® [color: white], horizontal cut
- 1 overlapping genoa in Dacron® [color: white], horizontal cut on furler, with orange UV cover

RIGGING [Standing & Running]

- Deck-stepped anodized aluminium mast
- 2 spreaders sets
- Deck light and steaming light on mast
- Anodized aluminium boom
- Anodized aluminium crossbeam with fixing point for the forestay
- Coated upper and lower shrouds
- Forestay with genoa furler
- Adjustable lazy-jacks
- 2 shroud chainplates and 1 forestay chainplate on transversal beam
- Double braided 2:1 mainsail halyard - Dyneema®/Polypropylene core [polyester cover]
- Double braided génoa halyard - Dyneema®/Polypropylene core [polyester cover]
- Mainsail sheet, pre-stretched - polyester, with Dyneema® strop
- 2 mainsail traveler lines, pre-stretched - polyester
- 3 reef lines, pre-stretched - polyester, with local Dyneema® reinforcement
- 2 genoa sheets, pre-stretched - polyester
- 1 genoa furler line, pre-stretched - polyester
- 1 boom uphaul, pre-stretched - polyester

DECK HARDWARE [Winches & Gear]

- 2 manual winches size 50.2 STA [starboard]
- Footblocks & clutches for halyards, reefing lines and sheets
- Main sail clew line lashing
- 1 mainsail track with ball-bearing trimmable traveler, leading blocks and clutches
- 2 genoa sheet cars on tracks, trimmable with pinstop
- 1 block, fairleads & clutch on deck for furling genoa maneuver [starboard]

MOORING

- Composite bowsprit [white] with integrated chain run, bow roller and mooring cleat
- Lewmar 1500W electrical windlass [10mm chain]
- 8 mooring cleats

DECK EQUIPMENT

- Main deck in white composite
- 2 flush deck hatches T60 to access bow lockers
- 4 flush deck hatches T10 with vent
- 4 flush deck hatches T44 with vent
- Sliding door - 3 leaves
- 2 escape hatches under the stairs
- 1 GRP deck hatch for access to gas locker under cockpit seat
- 10 stainless steel stanchions - 600mm
- Double stainless steel lifelines
- 4 Stainless steel handrails on coachroof
- Stainless steel handrails on transoms

HELM STATIONS

- Main helm station on starboard:
- Leather covered stainless steel steering wheel with brake [800mm]
 - 2 engine panels
 - Mechanical engine throttles
 - Lines storage
- Secondary helm station on port:
- Leather covered stainless steel steering wheel [800mm]

AFT COCKPIT

- L-shaped bench on port
- GRP cockpit table
- Daybed on starboard with storage locker
- Seat on aft beam with long storage locker

FORWARD COCKPIT

- Trampoline with black nylon thread
- Large deck areas for Sun pads
- 2 large GRP hatches for storage and technical access

TRANSOMS

- Stainless steel swim ladder [port]
- Hot/cold fresh water deck shower [port]
- 2 GRP hatches for engine compartment acces

INTERIOR

- Alpi Honey Teak woodwork [UV varnish]
- Plywork floor: Sand

SALON

- L-shaped sofa [storage under seats]
- Wooden saloon table
- Direct LED spots lighting
- LED indirect lighting
- Chart table with control pannel, storage and sliding top, red LED reading light

GALLEY

- Port:
- Laminated countertop [color : Grigio Sasso]
 - Double stainless steel sink
 - 3-burner gas stove
 - Built-in gas oven
 - Trash bin
 - Cutlery drawer
 - Various storage
 - Upper locker with fiddles
 - LED indirect lighting
 - Under-floor storage
- Starboard:
- Alpi Honey teak countertop
 - Stainless steel fridge - 130L / 34US Gal - 12V
 - Low storage
 - Under-floor storage

OWNER'S SUITE [3C VERSION]

- Independent access directly from saloon
- Sliding door with storage
- Bed with side accesses [2 x 1.60m]
- 2 reading lights
- LED indirect lighting
- Bedside tables
- Large storage underneath mattress with front and top access
- Large desk with leaterette writing board and wide mirror
- 3 level bookcase with fiddles & LED indirect lighting
- 1 stool
- 2-door locker & large drawer
- 1 hanging closet
- Textile storages
- 2 Panoramic hull windows with integrated opening porthole

- Shades for panoramic windows and ports
- Blinds and screens for deck hatches
- Adjoining primary sink with direct access
- Laminated countertop [color: Grigio Sasso]
- GRP sink with hot/cold water tap
- Storage units lockers [high and low] with fiddles & mirror
- Head access from companionway through wooden door
- GRP countertop
- Secondary GRP sink with hot/cold water tap
- Storage units lockers [high and low]
- Separate shower with Plexiglas door
- Manual sea water toilet
- Large forward walk-in dressing, with direct access via companionway
- Low storages, closed cabinet, shelves, opened hanging wardrobe

FORWARD CABIN[S]

- Bed with front access [2 x 1.95/1.35m]
- 2 reading lights
- LED indirect lighting
- Bedside tables
- Double hanging closet with shelves
- Low storages
- Large storage underneath mattress with front and top access
- Textile storage
- Panoramic hull window with integrated opening porthole
- Shade for panoramic window
- Blind and screen for deck hatch

AFT CABINS

- Bed with side accesses [2 x 1.60m]
- 2 reading lights
- LED indirect lighting
- Bedside tables
- Niche and hanging closet with shelves
- Large storage underneath mattress with front and top access
- Textile storage
- Panoramic hull window with integrated opening porthole
- Shade for panoramic window
- Blind and screen for deck hatch

PORT SIDE HEADS [ALL VERSIONS] AND STARBOARD HEADS [4C-4T VERSION]

- Access from companionway through wooden door
- GRP countertop
- GRP sink with hot/cold water tap
- Lockers [high and low] with fiddles & mirror
- Separate shower with Plexiglas door
- LED indirect lighting
- Wet hanging locker in head's shower [Aft heads]
- Manual sea water toilet
- Blind and screen for deck hatch

SAIL AWAY [Options Pack]

- Electric Pack
 - 4 additional service batteries 12V -95A [AGM] [Total: 6x95A]
 - 40A charger
 - Battery controller
 - Shore power - 32A
 - 230V outlet and double USB sockets in salon and cabins
- Upper starboard galley storage
- Aft porthole in aft cabins with curtain
- Lateral porthole in galley
- Opening portholes x2 on forward roof

SYSTEMS

ENGINE

- 2 diesel engines Yanmar 4JH45 [45HP] saildrive
- Propellers: 3-blade fixed propellers [18" x 14"]
- Engine compartment air extractor - 12V

STEERING SYSTEM

- Textile transmission steering system
- Link tube between the rudders
- 2 Rudders with stainless steel stock
- Emergency tiller

FUEL SYSTEM

- Rotomoulded tanks [2 x 200L | 53 US gal]
- Deck fuel fillers on aft beam [starboard and port]
- Fuel shut off valves under berths in aft cabins

WATER SYSTEMS

- Rotomould fresh water tank [300L | 79 US gal]
- Water pump - 12V
- Water heater - 40L / 10 US gal 230V with heat exchanger
- Shower pumps with automatic drain
- Black water tanks [2 x 80L | 2 x 21 US gal] with sea and deck drains
- 1 manual bilge pump per hull
- 1 automatic bilge pump per hull
- 1 Seanapps® connected bilge sensor per hull

ELECTRICAL SYSTEM

- 2 alternators 12V - 125A
- 2 starting batteries 12V - 50A [AGM]
- 2 service batteries 12V - 95A [AGM]
- Service batteries breakers in port engine compartment
- Engine battery breakers in port and starboard engine compartments
- Engine batteries coupler - port/starboard
- Charge balancer
- Main DC panel at chart table - 12V
- Seanapps® connectivity - Direct access to batteries tension and GPS positioning via mobile app
- USB socket integrated on main DC panel
- 12V socket in the chart table
- Monitoring tank levels - 2.4' screen
- Exterior lighting LED - 12V
- Interior lighting LED - 12V
- Navigation lights LED

SAFETY

- Liferaft storage under aft beam
- Access to extinguisher nozzle port for engine compartment

- Garmin electronics Pack
 - Garmin GMI20 multifunction display [starboard helm station]
 - Garmin GHC50 autopilot display [starboard helm station]
 - Autopilot with hydraulic linear drive unit
 - Speed | Depth | Temp. Smart Transducer
 - Masthead wind transducer
- Portable compass
- External USB outlet at starboard helmstation
- Electric primary winch
- Starboard double helm seat
- Dimmer for cockpit and salon lighting

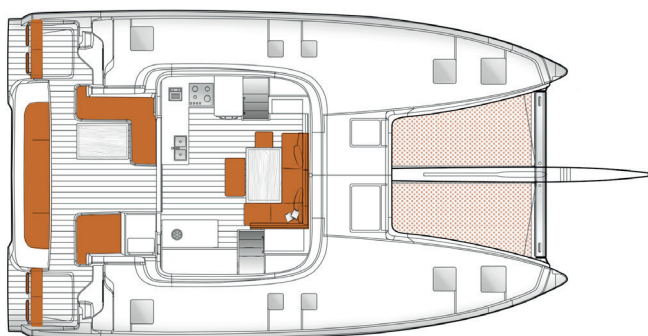
DECK - COCKPIT



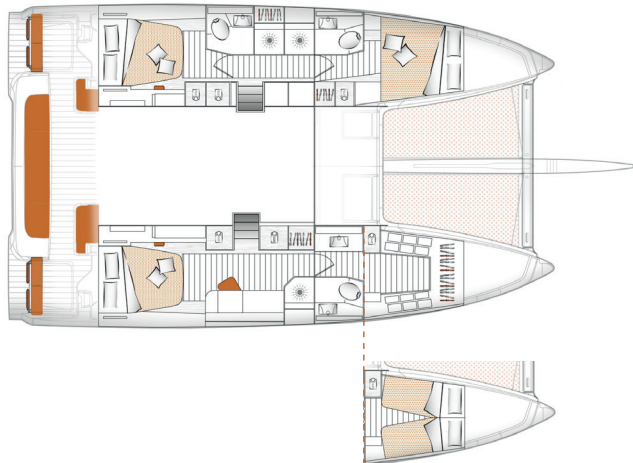
NAVAL ARCHITECT
VPLP design



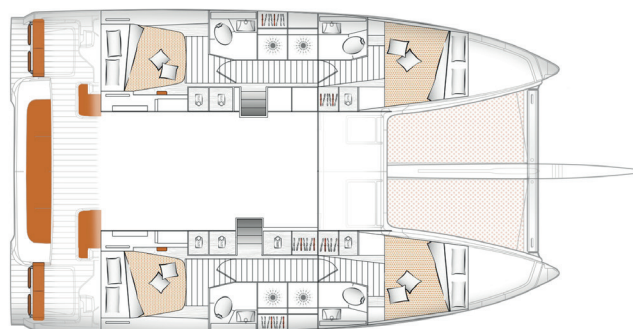
INTERIOR DESIGN
Nauta Design



3 CABINS - 3 HEADS



4 CABINS - 4 HEADS



LOA: 13.97 m | 45'9"
BMAX: 7.87 m | 25'9"



6 - 12



2 x 45 HP
2 x 57 HP [opt]



2 x 200 L | 2 x 53 US gal



300 L | 79 US gal
+ 300 L | 79 US gal [opt]



160 L | 42 US gal